






Quiñenco Overview



Financial Overview



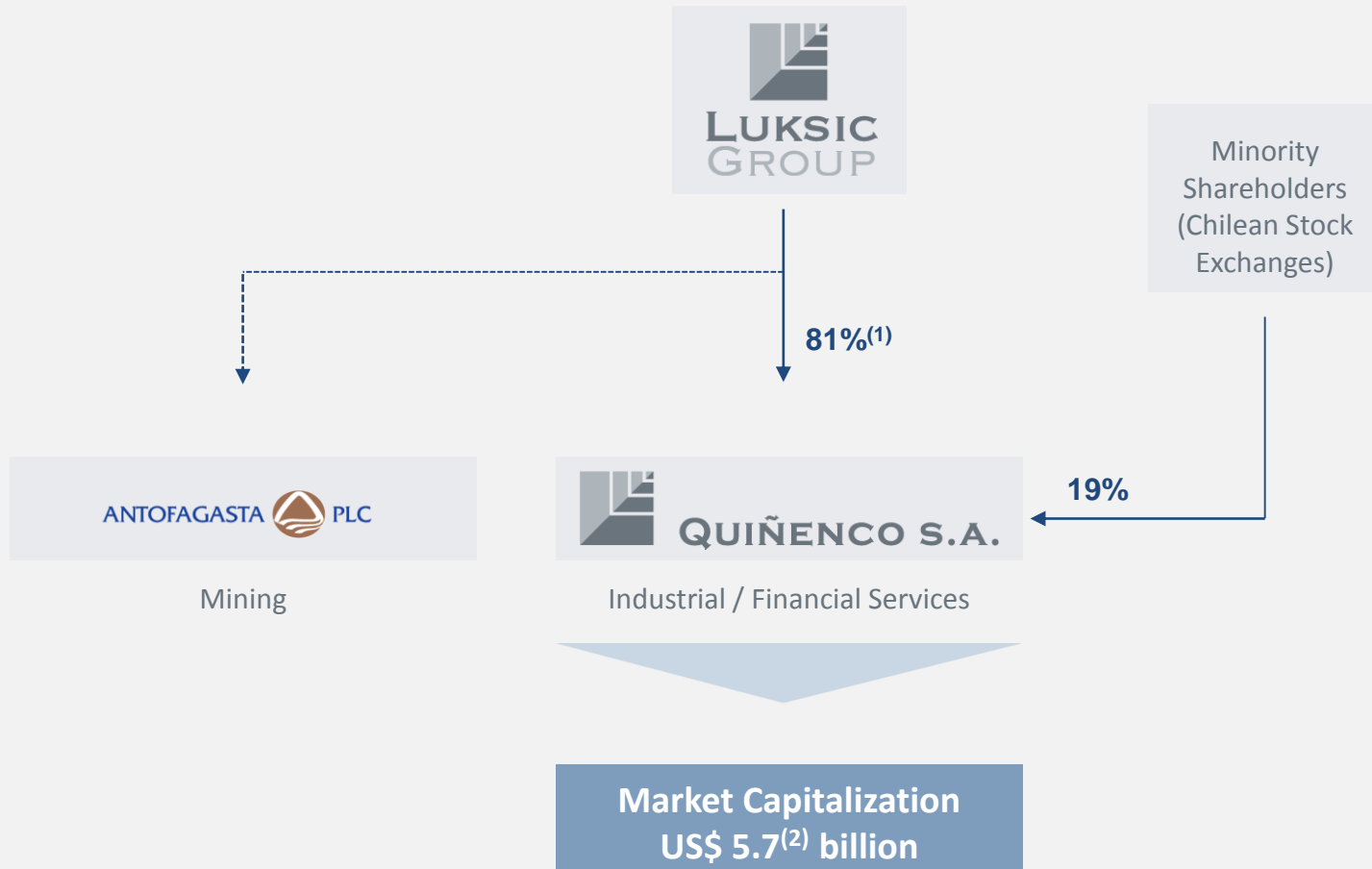
Recent Events



Conclusions



Ownership Structure



⁽¹⁾ On April 4, 2018, the Luksic group acquired additional shares reaching an 83% stake.

⁽²⁾ Market Capitalization as of April 13, 2018.

Quiñenco

Diversified business conglomerate



Banco de Chile



Nexans



CSAV
Sud Americana de Vapores

Hapag-Lloyd










- Quiñenco is one of Chile's largest business conglomerates with US\$84 billion in assets under management
- Companies managed by Quiñenco generated sales revenue of US\$28 billion in 2017
- The Quiñenco group of companies employs around 69,000 people in Chile and abroad

Quiñenco: Main Operating Companies



% Control as of December 2017

51.3%	60.0%	29.1%⁽²⁾	56.2%⁽³⁾	52.2%	100%
			 ↓ 25.5% 		
Mkt.Cap ⁽¹⁾ : US\$ 16.8 bln	Mkt.Cap ⁽¹⁾ : US\$ 5.5 bln	Mkt.Cap ⁽¹⁾ : US\$ 2.3 bln	Mkt.Cap ⁽¹⁾ : CSAV: US\$ 1.6 bln HL: US\$7.0 bln	Mkt.Cap ⁽¹⁾ : US\$ 1.1 bln	US\$ 920 mln ⁽⁴⁾

- Leading bank in Chile in net income and profitability
- Jointly controlled with Citigroup

- No.1 Chilean beer producer
- One of the main beverage producers in Chile
- 2nd largest beer producer in Argentina
- Jointly controlled with Heineken

- Global leading French cable manufacturer, with presence in 40 countries and business activities throughout the world

- Main business is container shipping, through Hapag-Lloyd, one of the main container shipping companies worldwide

- Leading port, cargo & shipping services company: port concessions, tug boats, and logistics
- One of the main port operators in South America
- 4th largest tug boat company worldwide

- No.2 retail distributor of fuels in Chile with 470 service stations and 131 convenience stores
- Shell licensee in Chile
- Presence in industrial segment

(1) Market Capitalization as of April 13, 2018.

(2) Corresponds to Invexans' and to Techpack's stake in Nexans as of December 31, 2017. Quiñenco's stake in Invexans and Techpack was 98.7% and 100% respectively, as of December 31, 2017. Invexans' market cap as of April 13, 2018, was US\$395 million.

(3) CSAV had a 25.5% stake in Hapag-Lloyd as of December 31, 2017.

(4) Book value as of December 31, 2017.

First Class Board and Management



Board of Directors



Andrónico Luksic C. Chairman	Jean-Paul Luksic F. Vice Chairman	Nicolás Luksic P. Director	Andrónico Luksic L. Director	Fernando Cañas B. Director	Gonzalo Menéndez D. Director	Hernán Büchi B. Director	Matko Koljatic M. Director
---------------------------------	--------------------------------------	-------------------------------	---------------------------------	-------------------------------	---------------------------------	-----------------------------	-------------------------------

Senior Management

- Francisco Pérez Mackenna
Chief Executive Officer
- Rodrigo Hinzpeter Kirberg
Chief Counsel
- Carolina García de la Huerta Aguirre
Corporate Affairs and Communications Manager
- Diego Bacigalupo Arcena
Development Manager
- Luis Fernando Antúnez Bories
Chief Financial Officer
- Pilar Rodríguez Alday
Investor Relations Manager
- Alvaro Sapag Rajevic
Sustainability Manager
- Pedro Marín Loyola
Performance Control Manager and Internal Auditor
- Andrea Tokman Ramos
Chief Economist
- Davor Domitrovic Grubisic
Senior Attorney
- Oscar Henríquez Vignes
General Accountant



Over 50 Years of History



1957 - 2009

1957 Sociedad Forestal Quiñenco S.A is created. Empresas Lucchetti S.A. and Forestal Colcura S.A. are added to its scope of activities. 

1960's Hoteles Carrera S.A. is added to Quiñenco. Acquisition of shares of Banco O'Higgins and of Banco de Santiago.


1970's Controlling shares of Madeco and of Compañía Cervecerías Unidas are acquired. 




1980's **MADECO**


1990's The OHCH group is established, to later control Banco de Santiago in 1995. Quiñenco established as the financial and industrial parent company of the Group. Quiñenco's subsidiary VTR sells 100% of mobile phone company, Startel, to CTC, and sells VTR Hipercable. Quiñenco sells stake in OHCH, later acquiring 51.2% of Banco de A. Edwards and 8% of Banco de Chile. **BANCO EDWARDS** Quiñenco buys a 14.3% stake in Entel S.A.  Quiñenco becomes the controller of Banco de Chile. **Banco de Chile**

2000's Banco Chile and Banco Edwards merge. Quiñenco divests Lucchetti Chile, then buys Calaf through joint venture with CCU.  Quiñenco buys 11.4% of Almacenes París, later sold off with profits.  Banco de Chile and Citibank Chile merge. Historical transaction between Madeco and French cable producer Nexans. Sale of Entel shares.  


2010 - 2014

2010 Quiñenco divests Telsur.  Citigroup exercises its options for 17.04% of LQIF, controlling entity of Banco de Chile, reaching 50% share.

2011 Quiñenco acquires a 20.6% stake in shipping company CSAV.  Madeco signs agreement with Nexans and increases its stake up to 19.86%.  Quiñenco acquires Shell's assets in Chile. 



2012 Quiñenco carries out capital increase of US\$500 million. Quiñenco increases stake in CSAV to 37.44%. SAAM spin-off from CSAV in February.  Quiñenco's stake in SM SAAM is also 37.44%



2013 Quiñenco reaches 65.9% stake in Madeco. Madeco divided in Invexans and Techpack. Enex acquires Terpel for US\$240 million. Quiñenco increases stake in CSAV to 46% and in SM SAAM to 42.4%. Quiñenco capital increase of US\$700 mln.

2014 LQIF carries out a secondary offering selling 6.7 bln shares, reducing stake in Bco Chile to 51%. **Banco de Chile**  CSAV and Hapag-Lloyd merge container ship businesses. CSAV's initial 30% stake in HL increases to 34% after capital increase at HL. SAAM starts joint operations with SMIT Boskalis in tugboats. Invexans and Nexans end agreement. Techpack (ex-Madeco) acquires HYC Packaging and sells Madeco brand to Nexans in US\$1 mln.

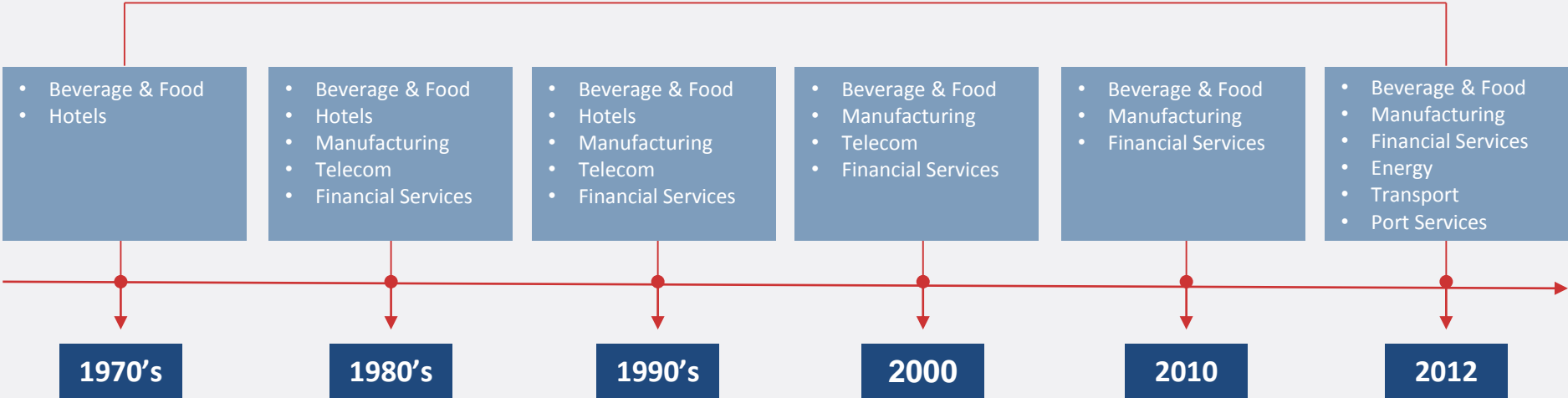
2015 - 2017

2015 Quiñenco launches Tender Offer for 19.55% of Invexans, increasing its stake to 98.3%. Quiñenco increases its stake in CSAV to 55.2% after subscribing capital increase. CCU sells Natur and Calaf to Carozzi, and establishes joint operation in powdered juices. SM SAAM adds TISUR port in Peru to its portfolio. HL carries out IPO raising US\$300 million.

2016 CCU increases stake to 100% in Manantial and Nutrabien, and acquires 51% of Sajonia Brewing Company SRL, craft beer producer in Paraguay. Quiñenco increases stake in SM SAAM to 52.2% Techpack sells flexible packaging business to Australian Amcor in net amount of MUS\$216 for Techpack.   Quiñenco carries out Tender Offer for Techpack, withdrawal and purchase rights are exercised, and reaches 100% ownership. Techpack acquires 0.53% stake in Nexans.

2017 SM SAAM acquires 51% of two concessions in Puerto Caldera, Costa Rica. SM SAAM sells its 35% stake in Tramarsa (Peru) for US\$124 million.   Hapag-Lloyd and UASC merge, becoming the 5th largest container ship company worldwide. Hapag-Lloyd and CSAV raise US\$414 mln and US\$294 mln in capital increases. CCU and AB Inbev reach agreement to anticipate termination of Budweiser license in Argentina, in transaction of up to US\$400 million for CCU Argentina in three years. CCU launches tender offer for VSPT and reaches 83% ownership.

Focused Diversification



During its history Quiñenco has tended to invest in sectors where it has a recognized track-record and experience in the industry





QUIÑENCO S.A.

- Brand & consumer franchise development potential
- Sufficient critical mass
- Prior operating or industry experience
- Access to strategic partners / commercial alliances / synergies
- Growth platform or add-on acquisition potential
- Controlling stakes



World Class Strategic & Commercial Alliances



Beverage & Food



Energy



Manufacturing




Financial



Port Services



Transport

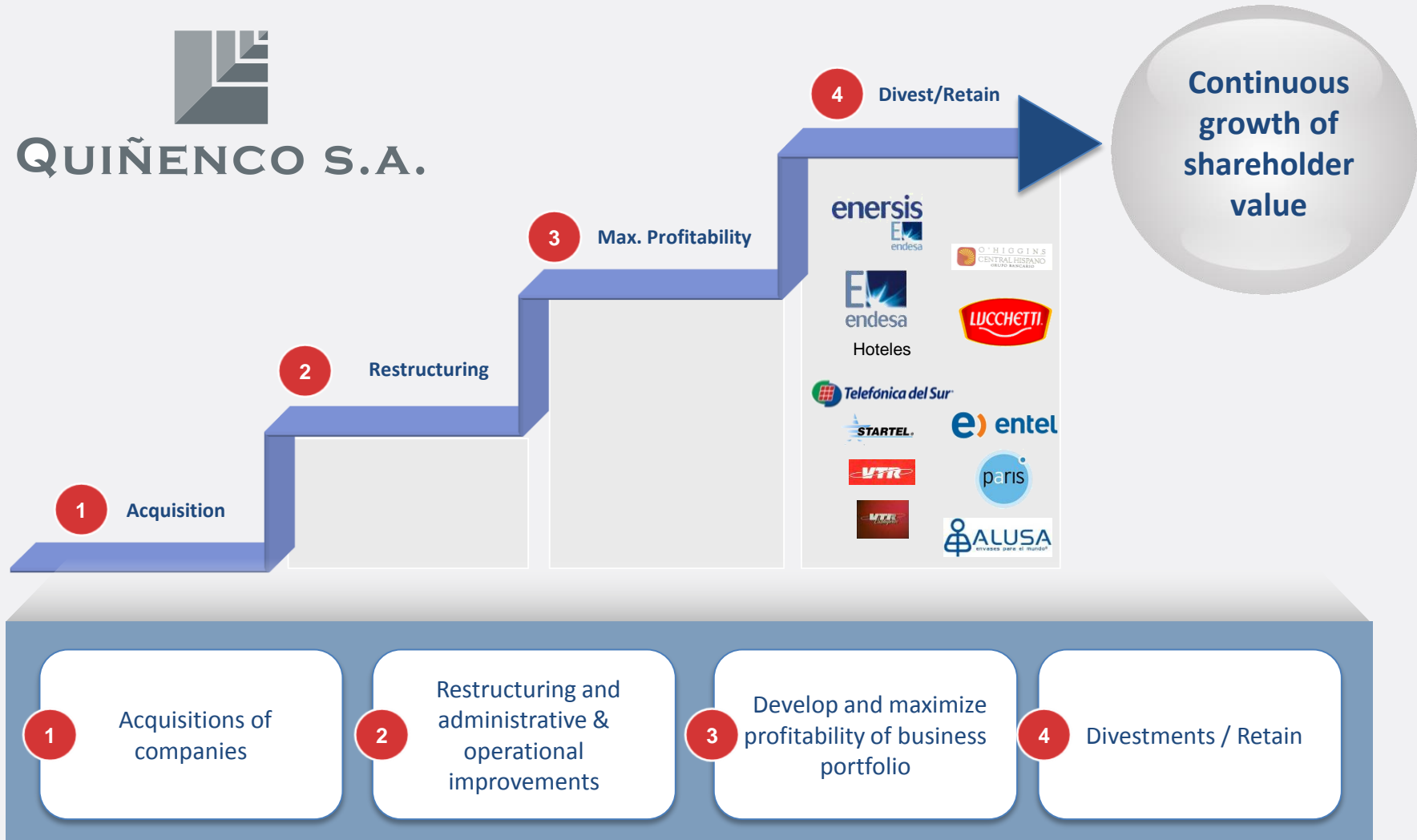


Quiñenco partners with world class players to develop its markets and products to take advantage of combined know-how, experience and financial capacity





Quiñenco has developed a value creation system through the professional management of its investments . . .



Corporate Level Transactions



... which has led to various transactions throughout its history, generating US\$1.9 billion in profits over the last 20 years from divestments of US\$4.7 billion



Note: Figures in millions of US\$. Figures translated from constant Chilean pesos at the exchange rate as of December 31, 2017, of Ch\$614.75= 1US\$

⁽¹⁾ Includes the gain generated by Citigroup's first option for 8.52% share of LQIF, before taxes. The second option for an additional 8.52% generated an increment in equity of US\$285.8 million, after taxes.

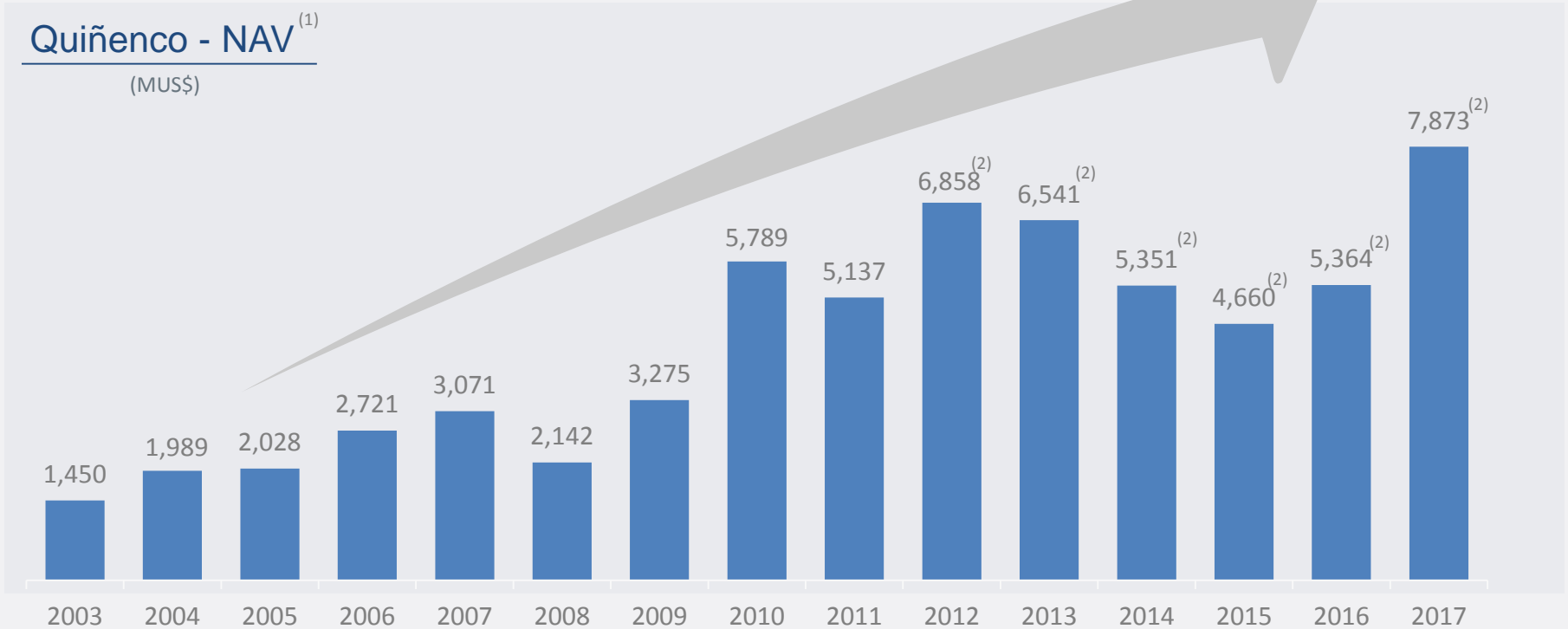
Strong Growth in NAV



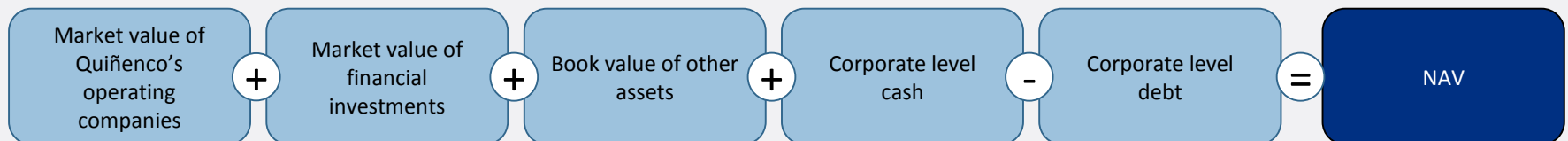
Over the past 14 years, the net value of Quiñenco's assets has grown at an average compound annual rate of 13%⁽¹⁾

Quiñenco - NAV⁽¹⁾

(MUS\$)



The Net Asset Value has been calculated as follows:



Note: Figures in millions of US\$ translated from Chilean pesos at the observed exchange rate (published by the Central Bank) on the working day following the close of each period.

(1): From 2003-2017.








(2): Includes ENEX at book value.

Source: Bloomberg, Quiñenco and subsidiaries.

Leading Market Positions



The company's investment strategy allows it to maintain a leading position in all of its business areas and product segments

Business	Industry	Product	Ranking ⁽¹⁾	Market Share ⁽¹⁾
	Financial Services	Loans	2 ⁽²⁾	17%
		Deposits	1	22%
	Beverages	Chile (non-alcoholic and alcoholic beverages) ⁽³⁾	-	43%
		International segment (beer, cider, soft drinks and mineral water) ⁽⁴⁾	-	15%
		Wine ⁽⁵⁾	-	18%
	Manufacturing	Cables (Worldwide)	2	-
	Energy	Fuels	2	22% ⁽⁶⁾
		Service stations	2	25% ⁽⁶⁾
 	Transport	Container shipping (Worldwide)	5 ⁽⁷⁾	-
	Port & Shipping Services	Port operator (South America)	4	-
		Tug boats (Worldwide)	4	-

(1): Ranking and Market Share as of December 2017.

(2): Considers industry loans in Chile (excluding subsidiaries outside Chile).

(3): Excludes HOD and powdered juice.

(3): Includes mineral, purified and flavored water.

(4): Includes beer and cider in Argentina, carbonated soft drinks and mineral water in Uruguay, beer, soft drink, nectars and mineral water in Paraguay.

(5): Domestic and export wines from Chile, Export market reported by Asociación de Viñas de Chile. Excludes bulk wine.

(6): Corresponds to share in total volume.

(7): As reported by Hapag-Lloyd, assumes announced mergers (Hapag-Lloyd and UASC; NYK & MOL & K-Line; Maersk and Hamburg Süd), receive regulatory approvals.

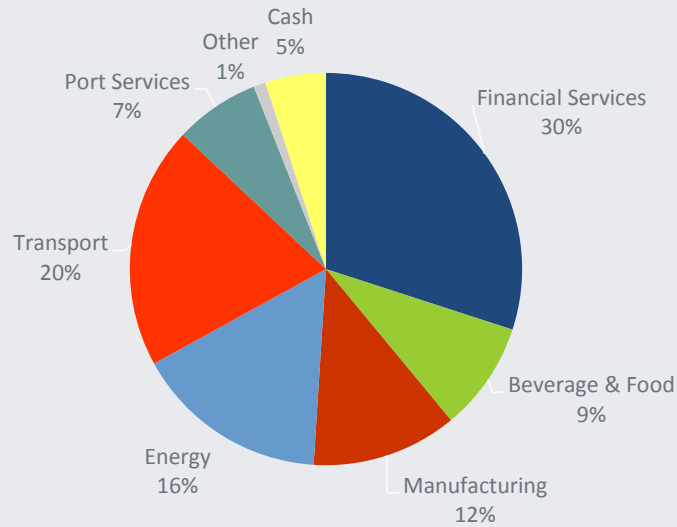
Source: Quiñenco and subsidiaries



Becoming one of the most diversified holding companies in Chile

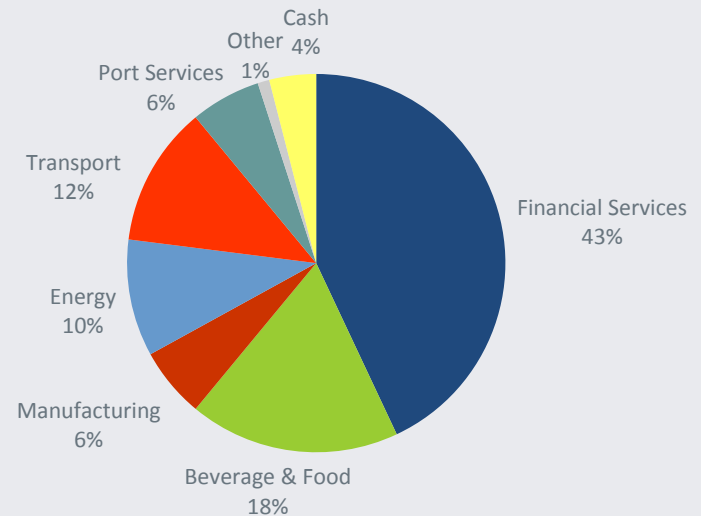
Investments by Sector⁽¹⁾

(US\$ 6.0 billion as of December 31, 2017)



Net Asset Value⁽²⁾ (NAV)

(US\$ 7.9 billion as of December 31, 2017)
(Percentages calculated over gross assets)



⁽¹⁾ Quiñenco's investments at book value.

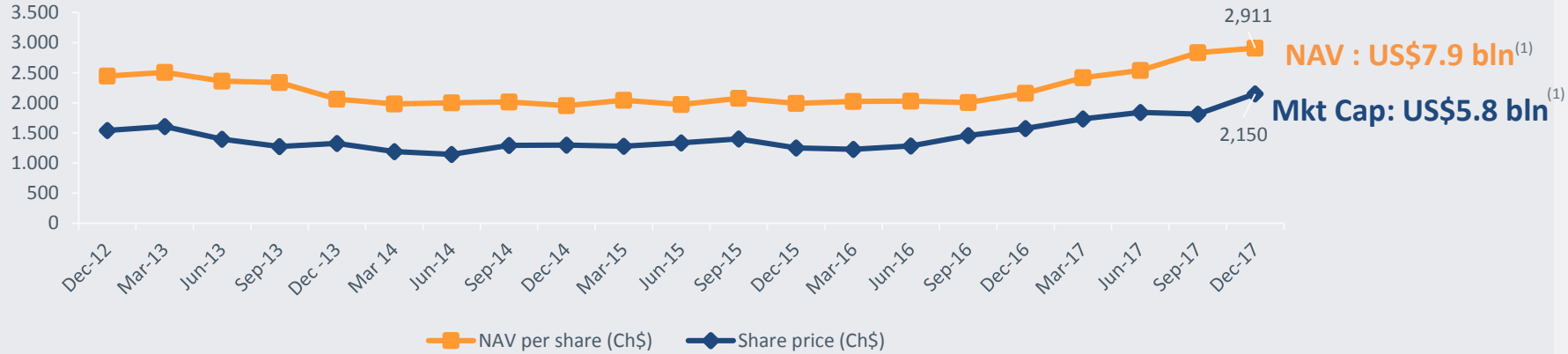
⁽²⁾ Market Value of Quiñenco's operating companies + Market Value of Financial Investments + Book value of other assets, net of other liabilities + Cash at the Corporate level - Debt at the Corporate level.

NAV, Share Price & Dividends



NAV/Share Price Trend

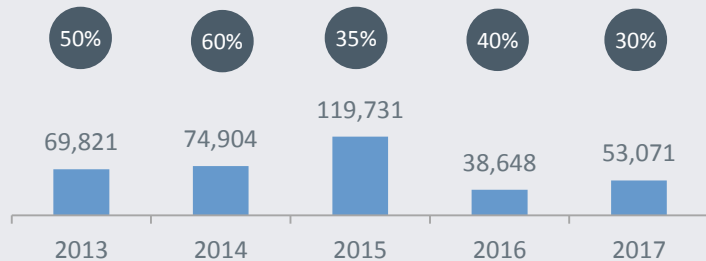
as of December 31, 2017



(1) Market information and book values as of September 30, 2017.

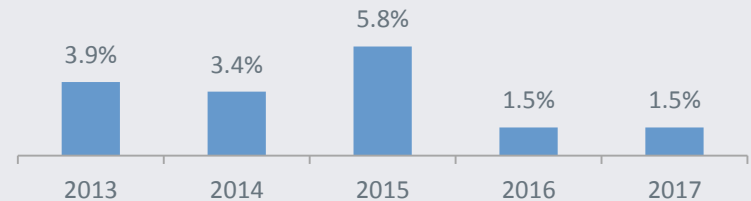
Dividends Paid

(MCh\$)



● Percentage of prior year net income paid out as dividends.

Dividend Yield





Quiñenco
Overview



Financial Overview



Recent Events



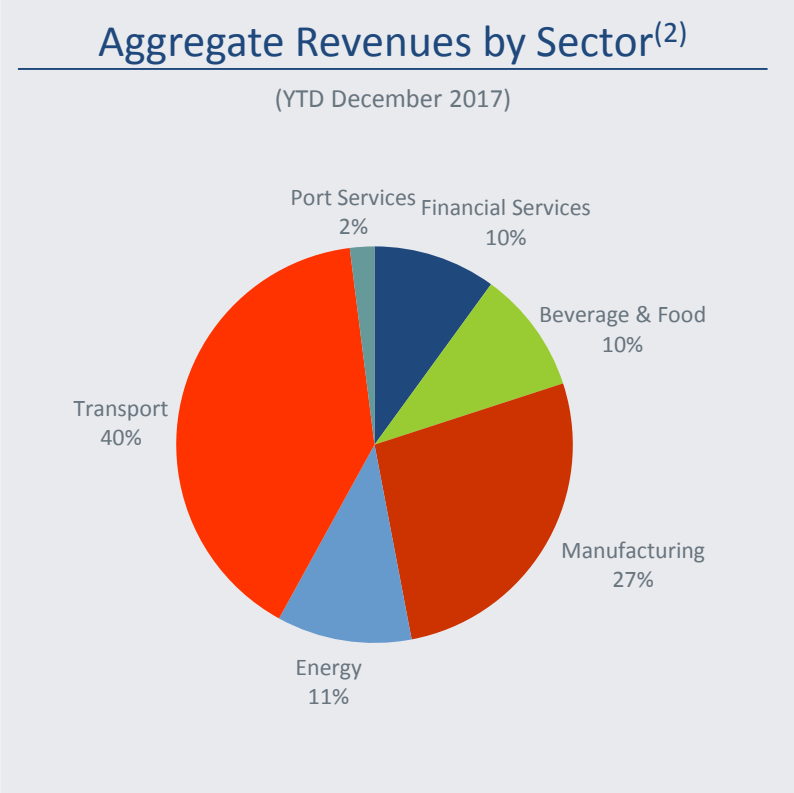
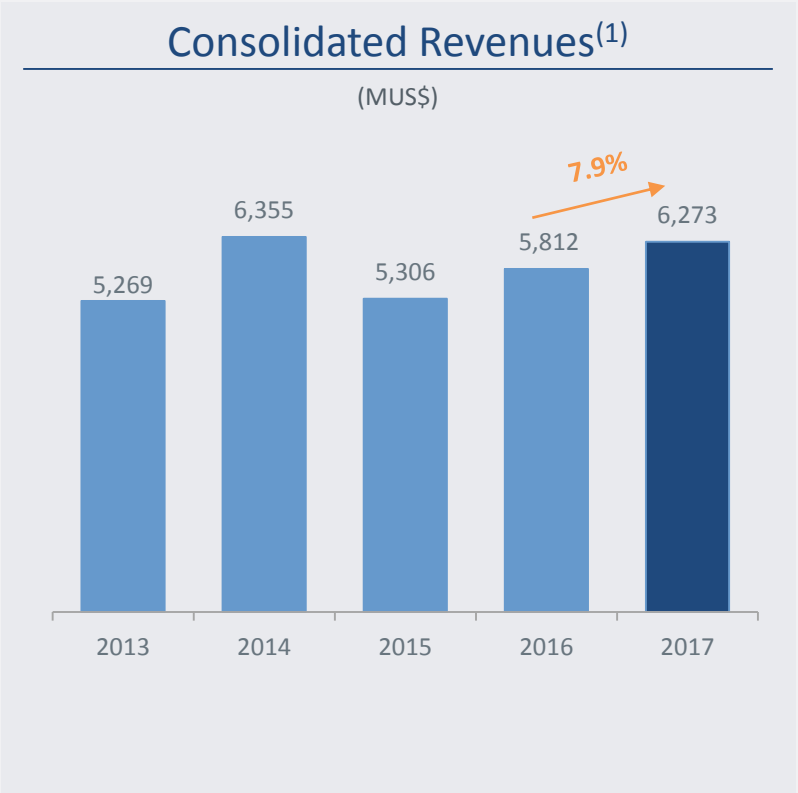
Conclusions



Growing and Diversified Revenues



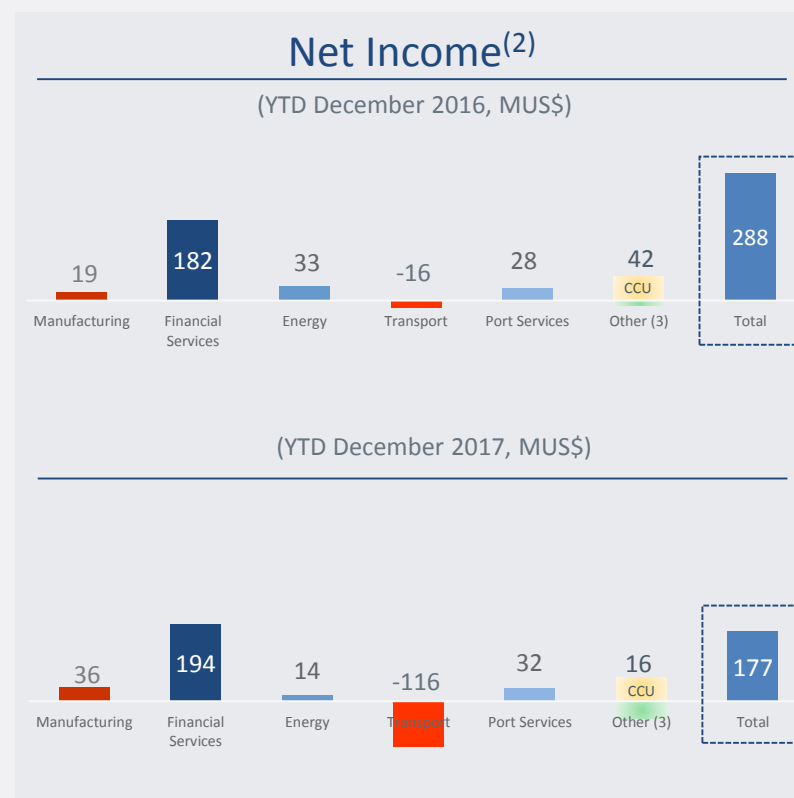
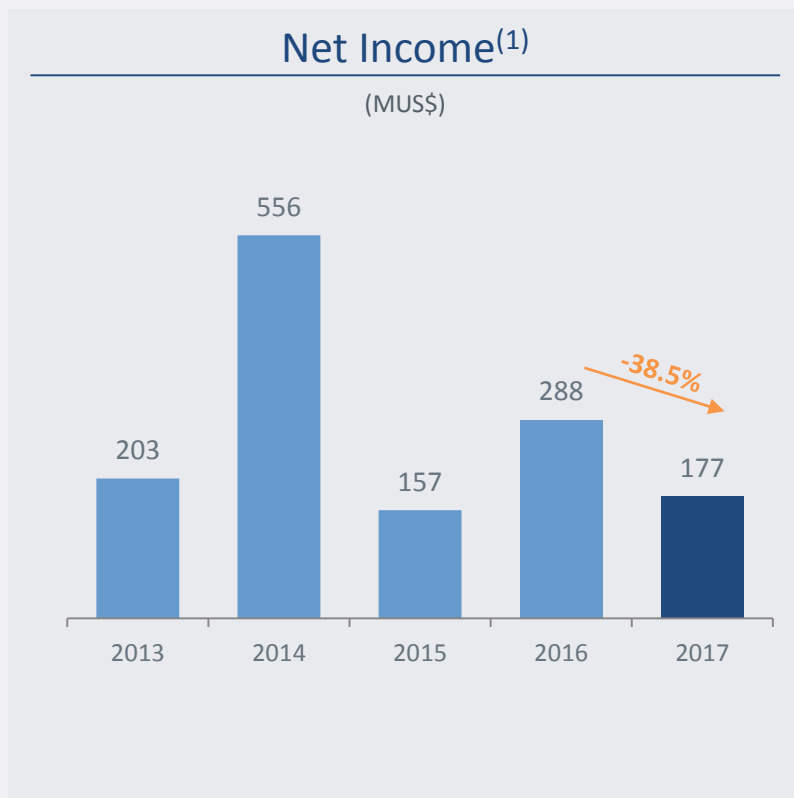
Quiñenco has achieved diversified revenues with a positive growth trend . . .



⁽¹⁾ Consolidated revenues under IFRS = Total Revenues (Industrial Sector) + Total Net Operating Income (Banking Sector)
⁽²⁾ Considers the sum of the sales of the main operating companies Quiñenco participates in. Of these, Quiñenco does not consolidate with CCU (Beverage & Food), Nexans (Manufacturing) nor Hapag-Lloyd (Transport).
 Note: Figures translated at the exchange rate as of December 31, 2017: Ch\$614.75 = 1US\$



... and sound bottom line results



⁽¹⁾ Net Income: Net income attributable to owners of the controller.

⁽²⁾ Corresponds to the contribution of each segment to Quiñenco's net income.

⁽³⁾ The Segment Other includes the contribution from CCU (US\$54 million) and Quiñenco and others (-US\$12 million) in 2016, and from CCU (US\$60 million), and Quiñenco and others (-US\$44 million) in 2017.

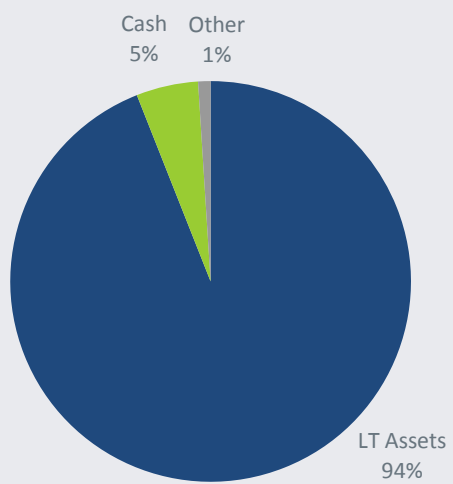
Note: Figures translated at the exchange rate as of December 31, 2017: Ch\$614.75.



Long term investments are financed with equity and long term debt in Chilean pesos . . .

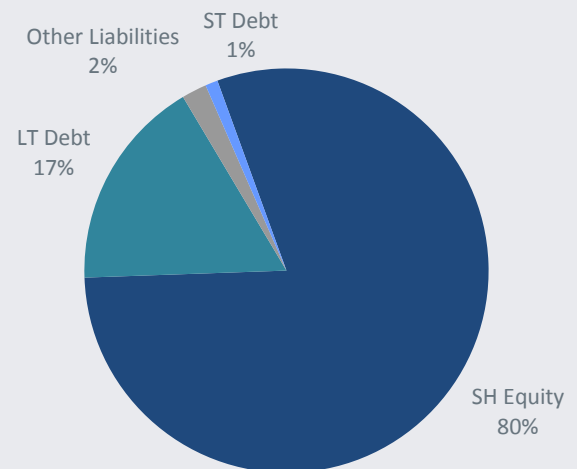
Assets

US\$ 6.0 billion as of December 2017



Liabilities and Equity

US\$ 6.0 billion as of December 2017



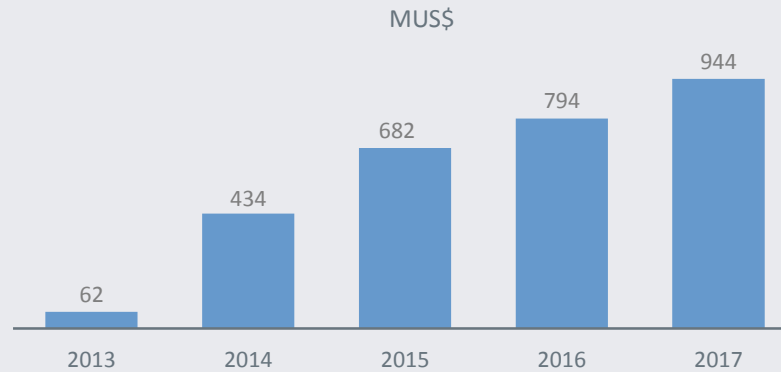
Note: Figures translated from nominal Chilean pesos at the exchange rate as of December 31, 2017, of Ch\$614.75 = 1US\$

Low Financial Corporate Debt



... maintaining low levels of debt through asset disposals and strong dividend flow ...

Net Debt

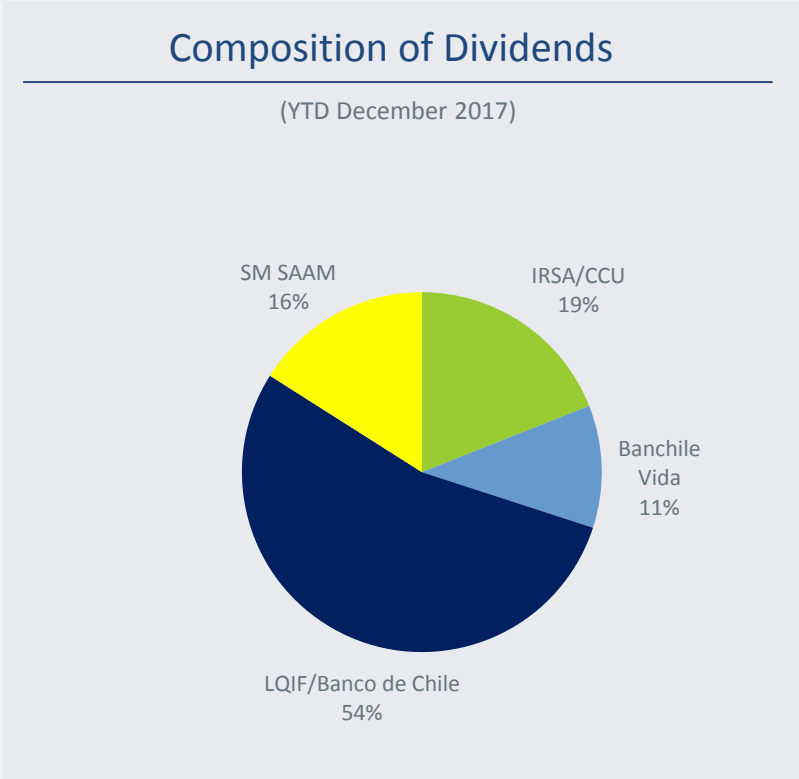
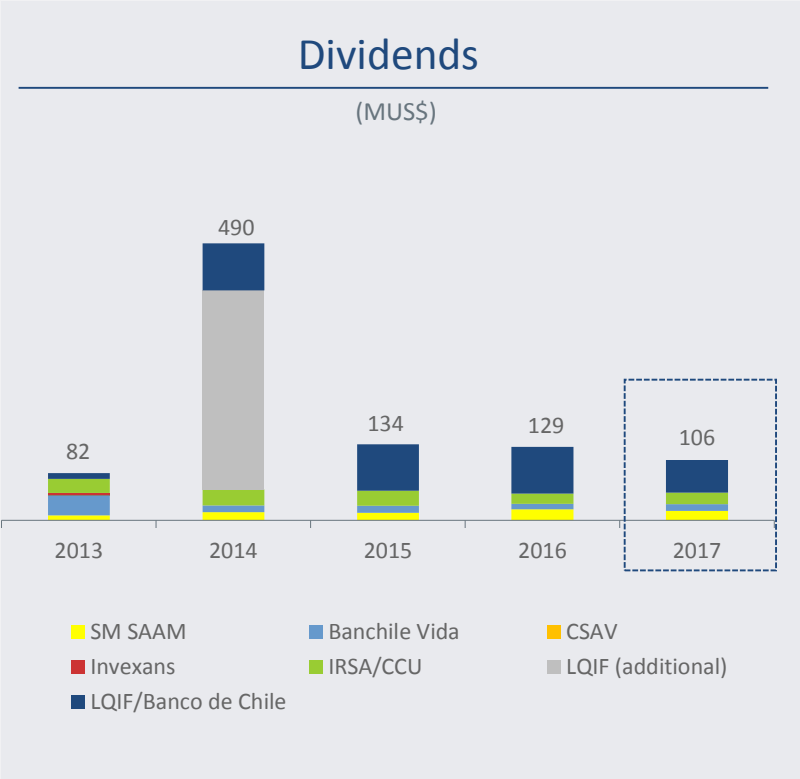


MUS\$	2013	2014	2015	2016	2017
Debt	875	943	888	1,292	1,264
Cash	-813	-509	-206	-498	-320
Net Debt	62	434	682	794	944

Note: Figures translated from nominal Chilean pesos at the exchange rate as of December 31, 2017, of Ch\$614.75 = 1US\$.
 Figures correspond to debt and cash at the corporate level, plus 50% of the debt and cash of both LQIF Holding and IRSA.



... to the parent company based on good operating company performance



Note: Figures translated from nominal Chilean pesos at the exchange rate as of December 31, 2017, of Ch\$614.75 = 1US\$.
 LQIF additional dividend in 2014: paid by LQIF after the sale of 6.7 billion Banco de Chile shares in January 2014.

Quiñenco – Strong Fundamentals



Dominant position in its markets



Quiñenco's companies are leaders in their respective markets.

Proven track record in value creation



Holding has proven track record in value creation as evidenced by sale of investments for approximately US\$4.7 bln and gains on sale of US\$1.9 bln over the last 20 years.

Sound financial position



Current level of debt and a sound cash position allow business opportunities to be undertaken.

Controlling interest in its investments



Quiñenco currently holds a controlling interest in the majority of its investments.

Diversified Chile Risk



Quiñenco's investments are diversified in six key sectors of the Chilean economy.

Prestigious Controlling Shareholders



Quiñenco has locally and internationally well-known and prestigious shareholders (the Luksic Family).





Quiñenco
Overview



Financial
Overview



Recent Events



Conclusions



Hapag-Lloyd and United Arab Shipping Company (UASC) merger



- May 24, 2017: merger between Hapag-Lloyd and UASC materialized.
- Hapag-Lloyd became the fifth largest container shipping company worldwide, with one of the most modern and efficient fleets.
- Significant value creation through expected annual synergies of approximately US\$435 million by 2019 and reduced investment needs over coming years.
- US\$414 million raised in Hapag-Lloyd capital increase successfully carried out during October 2017.
- CSAV's stake reached 25.5% at year-end, after subscribing in follow-on and acquiring additional shares.
- CSAV's dilution in merger generated a accounting loss of US\$167 million.
- CSAV raised US\$294 million in capital increase completed in November 2017, to finance these acquisitions.
- Quiñenco subscribed a total of US\$169 million in CSAV's capital increase, reaching a stake of 56.2%



Combined entity:

- Total transport capacity: 1.6 million TEU
- Total annual volumes transported: 10 million TEU
- Total fleet: 219 container ships
 - average size 7,110 TEU
 - average age 7.1 years

SM SAAM adds port in Costa Rica, sells stake in Tramarsa (Peru), and increases stake in ITI



Puerto Caldera, Costa Rica

- February 8, 2017: SAAM acquired control (51%) of two concessions at Puerto Caldera, the second largest port of Costa Rica, for a total amount of US\$48.5 mln.
- Transaction was materialized after approval from local regulatory authorities was granted.
- Puerto Caldera is a multipurpose terminal, strategically located at 79.5 km from San José.



Tramarsa, Peru

- April 21, 2017: SM SAAM reports the sale of its 35% stake in Tramarsa to the Romero group in Peru. Tramarsa has operations in ports, tug boats and logistics primarily in Peru.
- Transaction involved a total amount of US\$124 million.
- SM SAAM reported that the transaction generated a non recurring after tax gain of US\$30.5 million during the 2Q 2017.

Iquique, Chile

- June 9, 2017: SM SAAM acquired an additional 15% stake in Iquique Terminal Internacional for approximately US\$11 million, thus reaching 100% ownership.

CCU signs agreement with Anheuser-Busch InBev on Budweiser Argentina



AB InBev - Budweiser

- September 6, 2017: CCU announced agreement signed with AB InBev regarding anticipated termination of distribution license for Budweiser in Argentina. CCU announced that the transaction was approved by the antitrust authority in Argentina on March 14, 2018.
- CCU Argentina to receive **US\$400 million**, corresponding to:
 - US\$306 million single payment.
 - US\$28 million annually for three year commercial transition period.
 - US\$10 million for manufacturing contract.
- AB InBev also to transfer to CCU Argentina the brands Isenbeck, Diosa, Norte, Iguana and Báltica, among others, which in all represent a volume similar to that of Budweiser in Argentina.



CCU established alliance for Pisco, sells remaining snack business, and acquires shares of VSPT

- During June 2017, CCU announced the acquisition of a 40% stake in Americas Distilling Investments LLC, which owns the brand Barsol and productive assets in Peru. The remaining 60% is held by LDLM Investments LLC, which has over a decade of experience commercializing pisco in the international markets.
- During September 2017, CCU announced an agreement with Ideal, subsidiary of the Bimbo Group, to sell the sweet snack company Nutra Bien, a fully owned subsidiary of Foods (affiliate of CCU).
- During December 2017, CCU announced the acquisition of one billion shares of Viña San Pedro Tarapacá (VSPT). Since ownership surpassed the 2/3 threshold, in compliance with current regulation CCU launched a tender offer for VSPT shares, at a price of Ch\$7.8 per share. Once finalized in January 2018, CCU reached 83.01% ownership of VSPT.

Invexans establishes a new company in London, UK



- On April 10, 2018, Invexans reported the establishment of a fully-owned subsidiary in London: Invexans Limited (Invexans UK).
- The purpose of the company is to develop Quiñenco and its subsidiaries' international businesses, particularly in Europe, but also in other countries.
- An Extraordinary Shareholders' Meeting will be held in order to approve the contribution of Invexans' shares in Nexans to Invexans UK. Notice to be published on April 20.
- London was chosen given its condition of international business hub with excellent connectivity, and taking into consideration its regulatory framework, quality and availability of services, among others. Consolidating international investments in one vehicle with this location will grant flexibility and synergies, such as improvements in management and financial efficiencies.





Quiñenco
Overview



Financial
Overview



Recent Events



Conclusions





Factors that contribute to Quiñenco's ability to pursue and undertake new investment opportunities

Portfolio Optimization

- Good performance of main operating companies should contribute to sustained dividend up-flow.

Healthy Financial Structure

- Sound financial indicators
- Well structured Balance Sheet
- AA/AA local rating

Strong Cash Position

- Strong cash levels
- Conservative financing policy





Thank you for your attention





Appendix: Main Operating Companies






- Established in 1893, Banco de Chile has a highly recognized name in Chile.
- One of the most profitable banks in terms of return on assets and equity.
- Assets of US\$53 billion.
- Over 14,000 employees
- Nationwide network of 399 branches, 2,044 Caja Chile and 1,464 ATMs.
- Traded on the NYSE and Santiago Stock Exchanges.
- Strategic alliance with Citigroup complements the Bank's financial services of excellence for its customers and gives access to one of the most important financial platforms in the world.
- The Bank maintains a diversified and efficient financing structure, granting it a competitive advantage in terms of funding.
- One of the most solid private banks in Latin America with an international credit rating of A from S&P and Aa3 from Moody's.

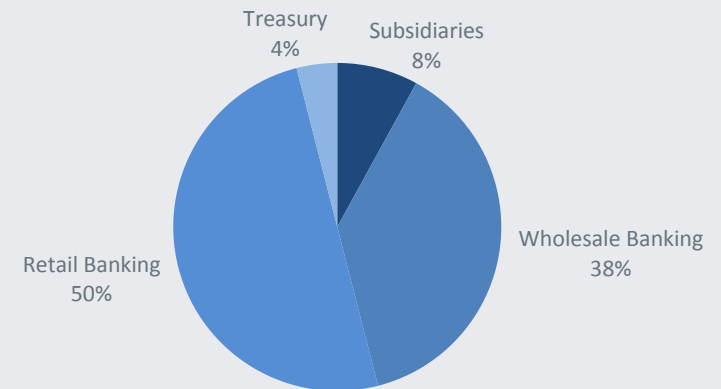
Ownership Structure

(December 2017)



Net Income⁽¹⁾ Contribution by Business Area

(YTD December 2017)

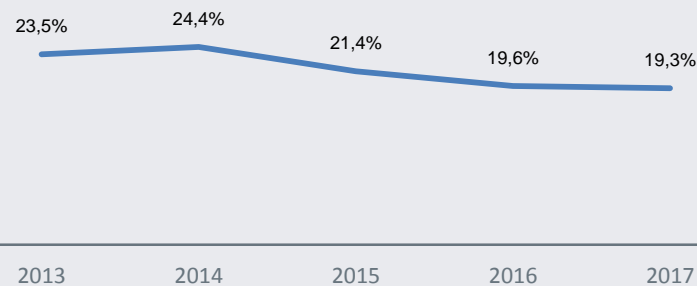


(1) Before taxes



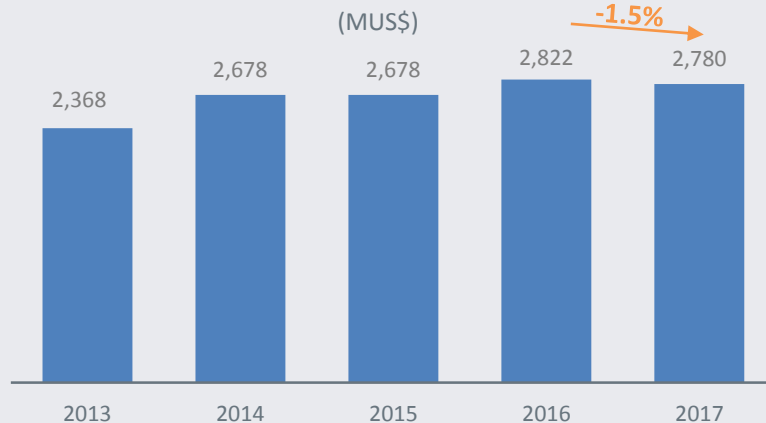
- In 2017, operating revenues declined by 1.5%, mostly due to non-recurring revenues in 2016, and the unfavorable effect of lower inflation. Customer-related revenues, however, continued increasing based on growth in loans, particularly in the retail segment, and higher fee income. Loan loss provisions decreased mostly due to countercyclical provisions established in 2016, and a net credit improvement in the wholesale segment in the current year. Operating expenses remained flat while tax expenses were up by 29%.
- Net income in 2017 was **MUS\$937**, 4.3% greater than 2016, representing 26% of total industry net income.

ROAE

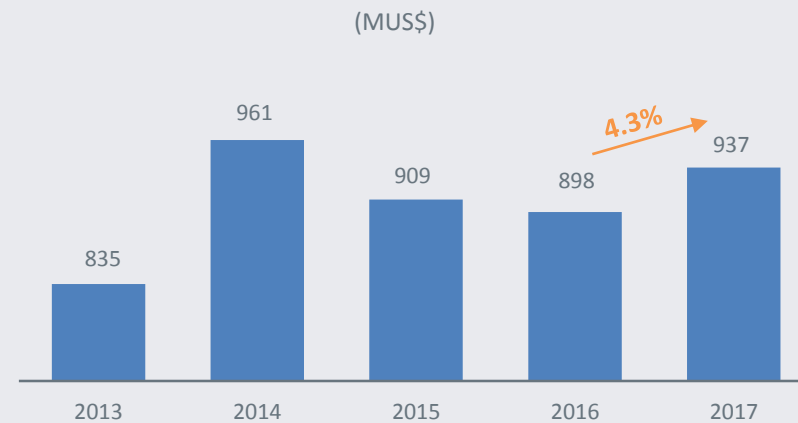


Source: Banco de Chile

Operating Revenues



Net Income



Note: Figures translated from nominal Chilean pesos at the exchange rate as of December 31, 2017, of Ch\$614.75 = 1US\$

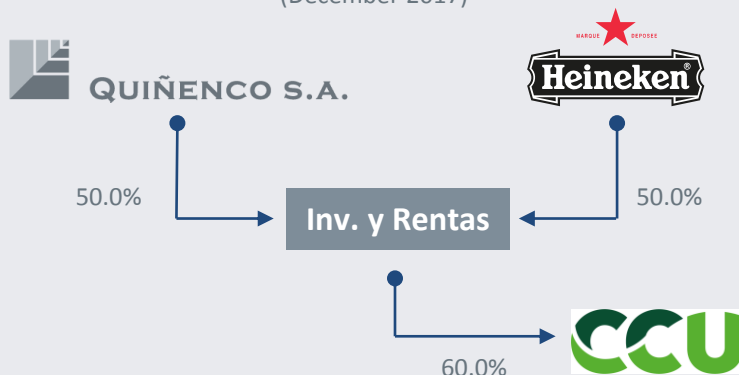


- Founded in 1850, CCU is a multi-category branded beverage company operating in Chile, Argentina, Bolivia, Colombia, Paraguay, Uruguay and Peru with an extensive wine export business to more than 80 countries.
- Assets of US\$3.2 billion.
- Over 8,200 employees.
- 26 beverage facilities.
- Extensive distribution network reaching over 124,000 sales points for the Chile operating segment and more than 166,000 in Argentina.
- Jointly controlled with Heineken, one of the main breweries worldwide.
- Traded on the NYSE and Santiago Stock Exchanges.

- In 2015, CCU launched the “ExCCelencia CCU” program, with the aim to achieve efficiencies in various areas.
- In 2015 CCU’s Quilicura beer plant became the only plant in Latin America to receive certification from Heineken (Laboratory Star System), and the first Heineken grants to a beer licensee worldwide.
- In 2016 CCU increased its stake in HOD water business to 100%, started commercialization of Watt’s brand juices in Uruguay, and acquired craft beer brands in Paraguay.
- In 2017, CCU acquired 40% stake in ADI, owner of BarSol pisco brand and assets in Peru, and reached agreement with Ablnbev to anticipate termination of the Budweiser distribution license in Argentina.
- The new plant under construction in Colombia, together with the Postobón Group, is expected to start producing beer during 2018.

Ownership Structure

(December 2017)



Weighted Volume Market Share

(December 2017)

	2017
Chile Operating segment	42.7% ⁽¹⁾
International segment	14.7% ⁽²⁾
Wine Operating segment	18.2% ⁽³⁾
Total	28.1% ⁽⁴⁾

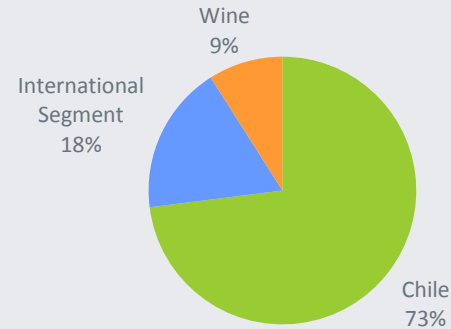
(1) Excludes HOD and powdered juice.
 (2) Includes beer and cider in Argentina, carbonated soft drinks and mineral water in Uruguay, beer, soft drink, nectars and mineral water in Paraguay.
 (3) Domestic and export wines from Chile. Export market reported by Asociación de Viñas de Chile. Excludes bulk wine
 (4) Weighted average of the markets where CCU participates, based on category market share and weighted by CCU’s estimations of market sizes (February 2018).



- Sales grew 8.9% in 2017 to **MUS\$2,763**, reflecting growth in the International Business and Chile segments, compensating lower sales in the Wine segment.
- EBITDA reached **MUS\$532** in 2017, up by 15.1% from 2016, mostly due to the positive performance of the International Business and Chile segments.
- Net income in 2017 reached **MUS\$211**, increasing 9.4% over 2016, mainly due to its positive operating performance, partly offset by lower non-operating results and higher tax expense.

EBITDA* by Business Segment

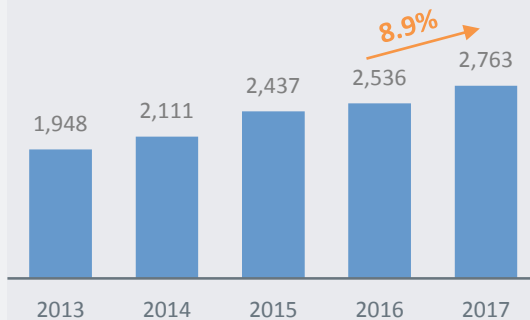
(YTD December 2017)



* Excludes Other.

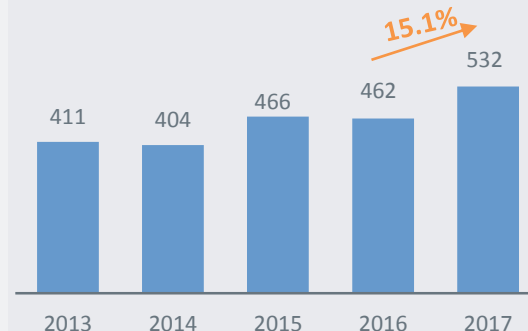
Sales

(MUS\$)



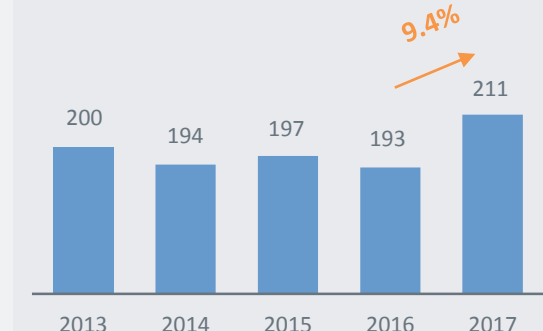
EBITDA

(MUS\$)



Net Income

(MUS\$)



Note: Figures translated from nominal Chilean pesos at the exchange rate as of December 31, 2017, of Ch\$614.75 = 1US\$



- Invexans' main asset is its 28.52 % stake in Nexans, a leading cable manufacturer with worldwide presence, based in France.
- An agreement signed in September 2008 allowed Invexans (Madeco at the time) to become the main shareholder of Nexans, after the sale of Invexans' regional cable business to said French company, in exchange for cash and a 9% share in Nexans.
- Invexans now has three directors on the Board, a member of the Compensations and Designations Committee, a member of the Strategic Committee, and a member of the Accounting and Audit Committee.
- In January 2015 Quiñenco launched a tender offer at Ch\$10 per share, reaching in February of the same year a stake of 98.3% in Invexans.
- Invexans recently established an office in London, U.K., in order to develop international businesses.

Ownership Structure

(December 2017)

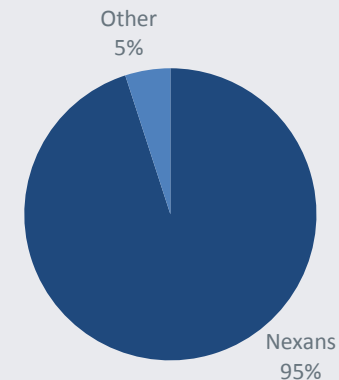


QUIÑENCO S.A.



Assets by Business Area

(December 2017)



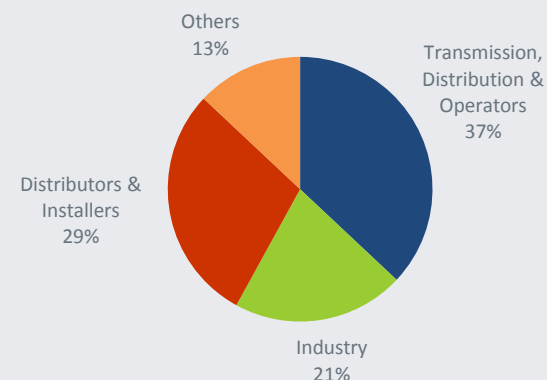


- Nexans is a worldwide leader in the cable industry with presence in 40 countries and commercial activities worldwide, after over a century of progress.
- Headquartered in Paris, France, Nexans produces cables and cabling systems, constantly innovating its products, solutions and services.
- Over 26,300 employees
- Nexans is listed on Euronext Paris.



EUR (millions)	2013	2014	2015	2016	2017
Sales	6,711	6,403	6,239	5,814	6,370
Operating margin	171	148	195	242	272
Net income	(333)	(168)	(194)	61	125

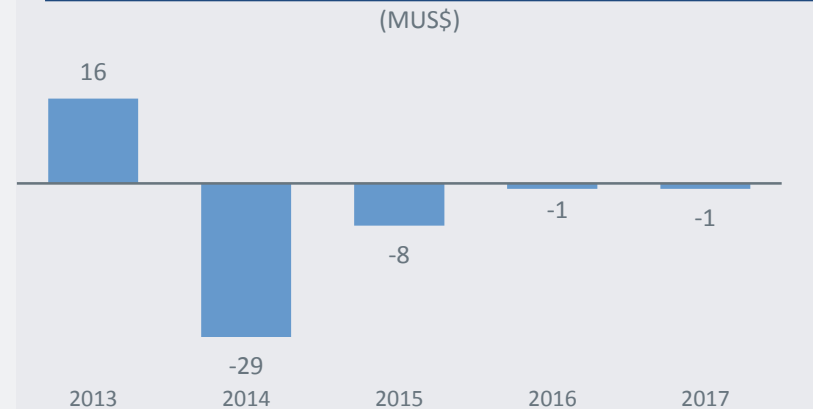
2017 Sales by Key-end Markets



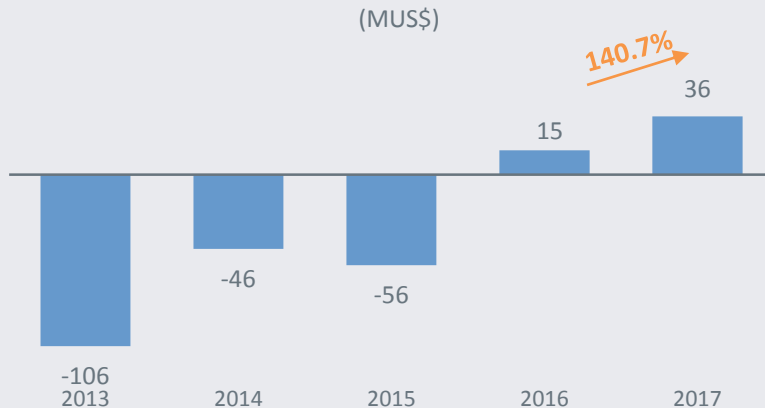


- In 2017 Invexans' net income mainly reflects its proportional share in Nexans' net gain for the year, further improving from the gain reported in 2016, reflecting the favorable impact of the strategic initiatives implemented and a positive core exposure effect in 2017, compared to a negative impact during 2016. At Invexans, results also improved through the sale of fixed assets and the continued reduction of administrative expenses.

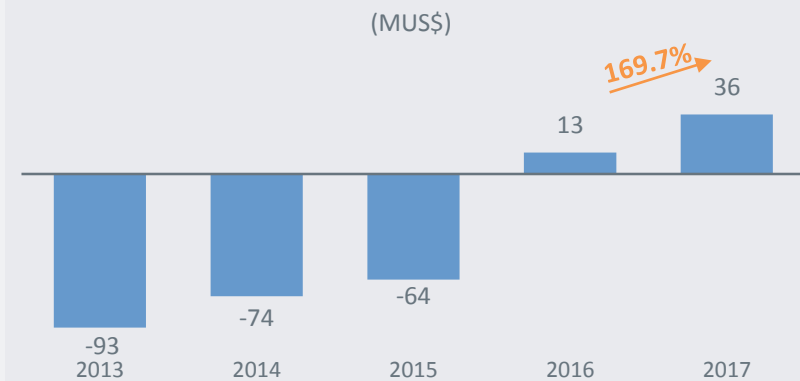
Operating Income (Loss)



Non-operating Income (Loss)



Net Income (Loss)



- During 2013 and 2014, Techpack discontinued its brass mills and profiles operations, concentrating its activities in flexible packaging.
- Until May 2016, Techpack was a regional leader in flexible packaging, with presence in Chile, Argentina, Peru and Colombia, over 2,300 employees, and an installed capacity of 85,000 tons/year.
- On May 31, 2016, Techpack sold its flexible packaging business to Australian leader in packaging, Amcor, for a net amount of US\$216 million.
- During November 2016, Techpack acquired 229,860 shares of Nexans, equivalent to a 0.53% stake.

Ownership Structure

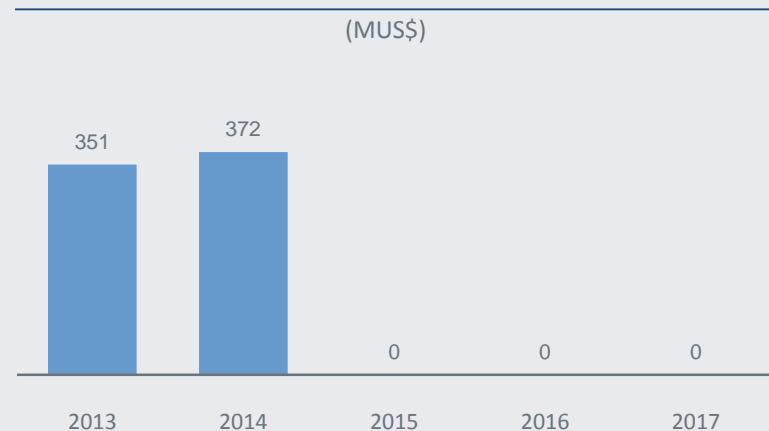
(December 2017)



- Techpack’s net income in 2017 was a loss of **MUS\$3**, mainly reflecting the negative price adjustment to the sale of its flexible packaging business and maintenance expenses related to discontinued operations.

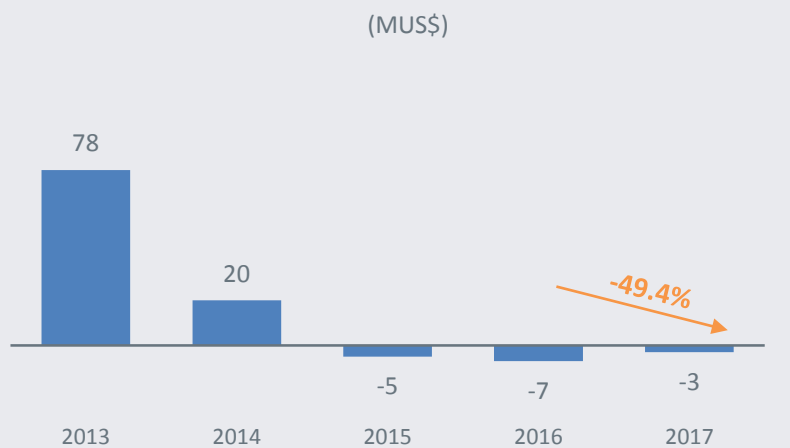
Sales

(MUS\$)



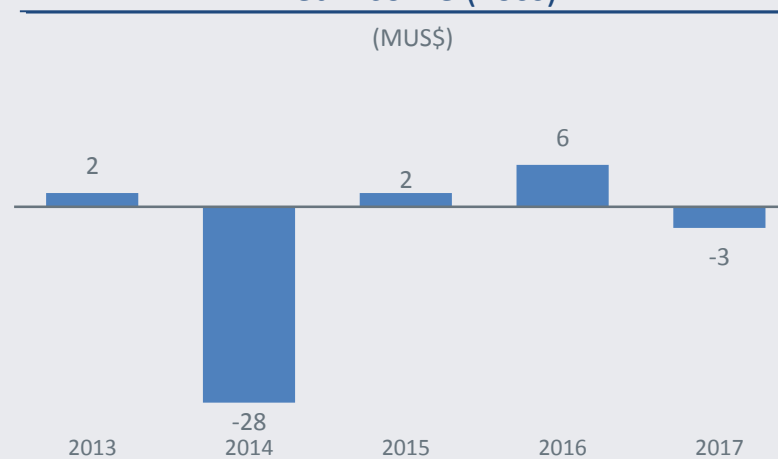
Operating Income (Loss)

(MUS\$)



Net Income (Loss)

(MUS\$)



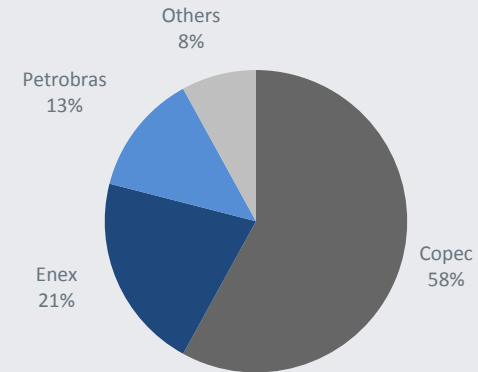
Note: Techpack reports in US\$



- Enex S.A. has a network of 461 service stations, with 148 convenience stores.
- Main business activities:
 - Distribution of fuels through its service stations.
 - Distribution of fuels to industrial clients and transport sector.
 - Distribution of Shell lubricants.
- Holds a 14.9% share of Sociedad Nacional de Oleoductos (Sonacol) and a 33.3% share of Sociedad de Inversiones de Aviación (SIAV).
- Near 3,200 employees.

Market Share of Liquid Fuel Sales

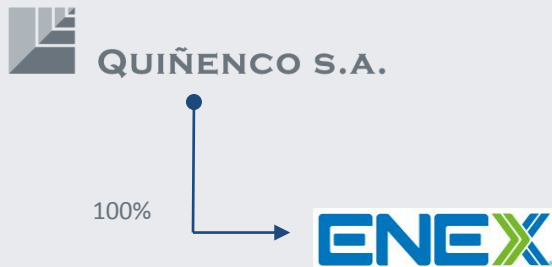
(December 2016)



Source: Enex

Ownership Structure

(December 2017)



Source: Quiñenco

Service Stations

(December 2016)

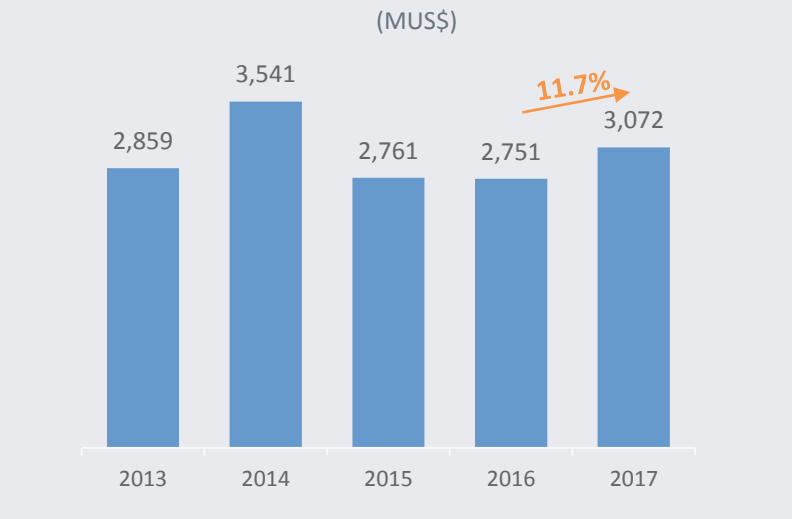
	No. Service Stations	%
Copec	633	39%
Enex	470	29%
Petrobras	286	17%
Others	238	15%
Total	1,627	100%

Source: Enex

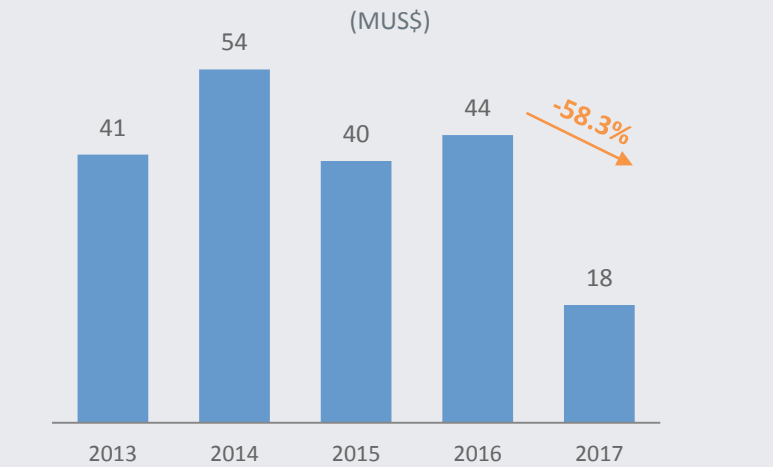


- In 2017 sales reached **MUS\$3,072**, up by 11.7%, mainly due to higher fuel prices. Gross income increased 2.0%, primarily due to higher sales volumes and improved margins in lubricants.
- Operating income decreased 58,3% to **MUS\$18** in 2017, due mostly due to higher depreciation of fixed assets and greater expenses on the retail business and on provisions.
- Net income in 2017 amounted to **MUS\$14**, down by 56.6% from 2016, primarily due to the lower operating income explained above.

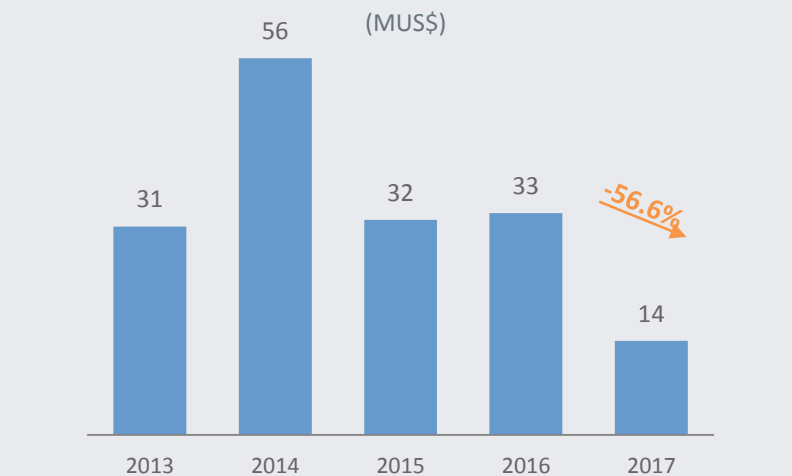
Sales



Operating Income



Net Income



Note: Figures translated from nominal Chilean pesos at the exchange rate as of December 31, 2017, of Ch\$614.75 = 1US\$



- CSAV, founded in 1872, is one of the oldest shipping companies in the world.
- Its activities include overseas transport of containerized cargo through its investment in Hapag-Lloyd, car carrier, and logistics/freight forwarder.
- Total assets as of December 2017 were US\$2.3 billion.
- In December 2014 CSAV merged its container ship business with the German shipping company Hapag-Lloyd (HL), becoming shareholder of the merged entity with a 30% stake. After the merger, HL became the fourth largest container ship liner worldwide.

- At year-end 2014 CSAV raised US\$398 million in a capital increase.
- CSAV subscribed €259 mln in Hapag-Lloyd’s capital increase of €370 mln, thus reaching a 34% stake.
- In November 2015 Hapag-Lloyd carried out its IPO, raising US\$300 million. CSAV subscribed US\$30 million, reducing its stake to 31.35%.
- In May 2017, the merger between HL and UASC was materialized. HL became the fifth largest container ship liner worldwide.
- Towards the end of 2017, CSAV and HL raised MMUS\$294 and MMUS\$414 million, respectively. CSAV’s stake at year-end 2017 in HL was 25.5%.

Ownership Structure

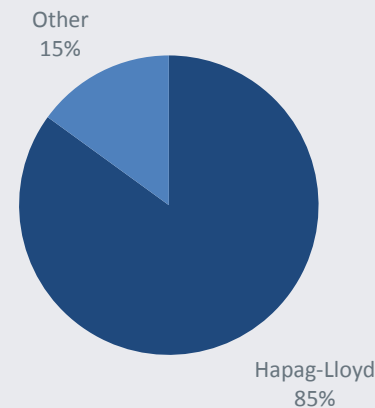
(December 2017)



Source: Quiñenco

Assets by Business Area

(December 2017)



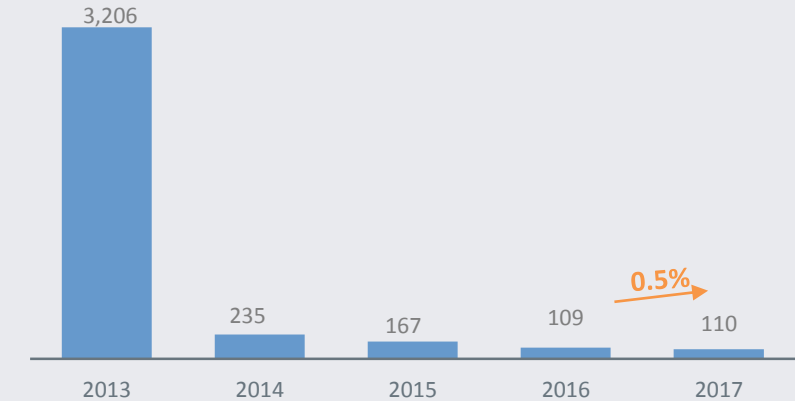
Source: CSAV



- In 2017 CSAV’s sales reached **MUS\$110**, slightly above 2016, mostly reflecting higher sales volumes in the car carrier business.
- In 2017 CSAV reported a net loss of **MUS\$188**, mostly reflecting the accounting loss of US\$167 million related to its dilution in Hapag-Lloyd following its merger with UASC. This loss was partly offset by a gain derived from CSAV’s purchase of a higher stake in Hapag-Lloyd (reaching 25.5% by year-end), and CSAV’s share in Hapag-Lloyd’s results for the year, adjusted by fair value. Hapag-Lloyd posted net income of US\$30 million, recovering from the loss of MUS\$107 the year before, based on higher transported volumes and a slight recovery in freight rates.

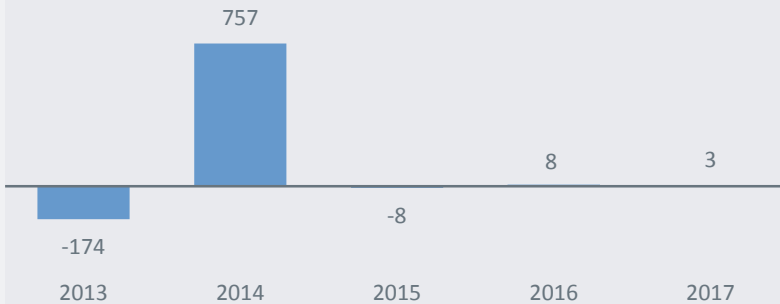
Sales

(MUS\$)



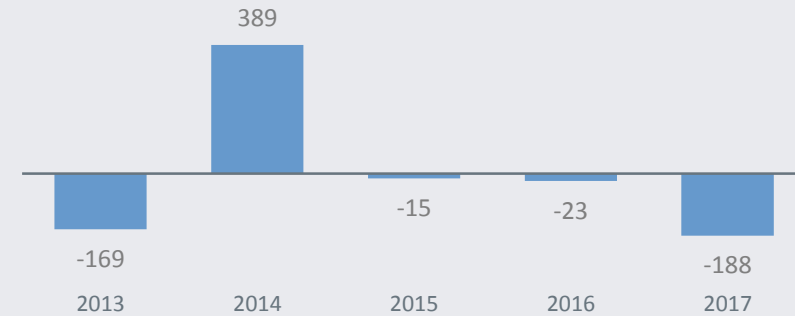
EBITDA

(MUS\$)



Net Income (Loss)

(MUS\$)



Note: CSAV reports in US\$; EBITDA as reported by CSAV



- Hapag-Lloyd is a leading global liner shipping company, with a fleet of 219 modern ships, 9.8 million TEU transported a year and a total capacity of around 1.6 million TEU.
- Founded in 1847 and headquartered in Hamburg, Germany, Hapag-Lloyd offers a global network of 120 liner services.
- Over 12,500 employees.



US\$ (millions)	2013	2014	2015	2016	2017
Sales	8,724	9,046	9,814	8,546	11,286
Operating result	11	(550)	344	115	401
Net income (loss)	(131)	(804)	124	(107)	30

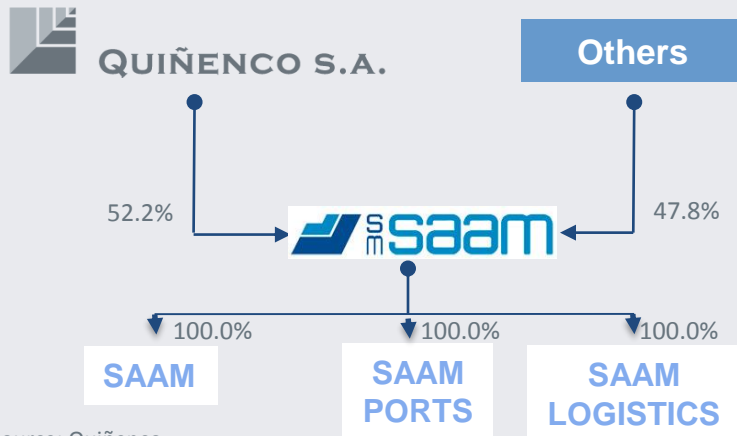
Hapag-Lloyd | **better.**
CSAV | **together.**
 mejor juntos



- SM SAAM is dedicated to port services and management of port concessions, including three main business areas: port terminals, tug boats, and logistics.
- SM SAAM has presence in 13 countries and over 70 ports in America.
- SM SAAM currently operates 11 port terminals and a fleet of 161 tug boats, being one of the main port operators in South America and the 4th largest tug boat operator in the world.
- SM SAAM subscribed an association with the Dutch company Boskalis to jointly operate and develop the tug boat business in Mexico, Brazil, Canada and Panama. The association started operations in July 2014, capturing over MUS\$15 in synergies during its first year of operations.
- In 2017, Puerto Caldera in Costa Rica was added to SM SAAM's portfolio, SM SAAM sold its stake in Tramarsa, with activities in port terminals, tug boats and logistics in Peru, and increased its stake in Iquique Terminal Internacional to 100%, after acquiring an additional 15%.

Ownership Structure

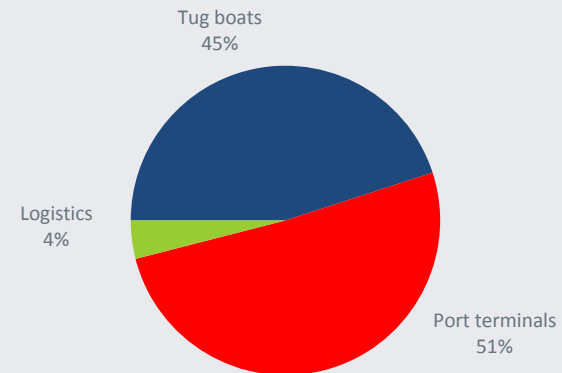
(December 2017)



Source: Quiñenco

EBITDA Mix¹

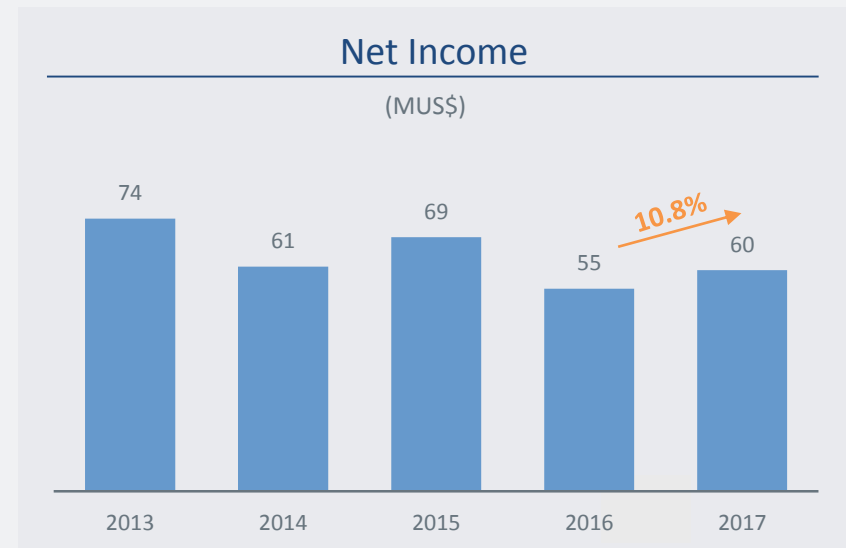
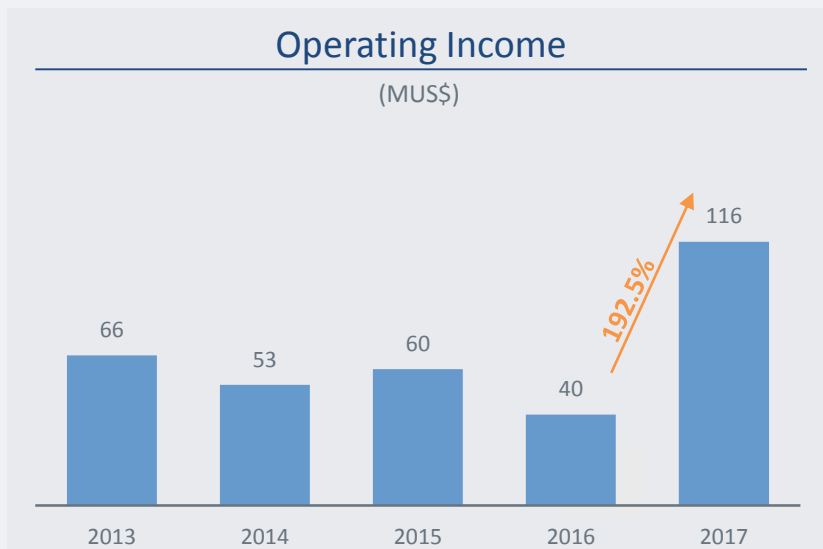
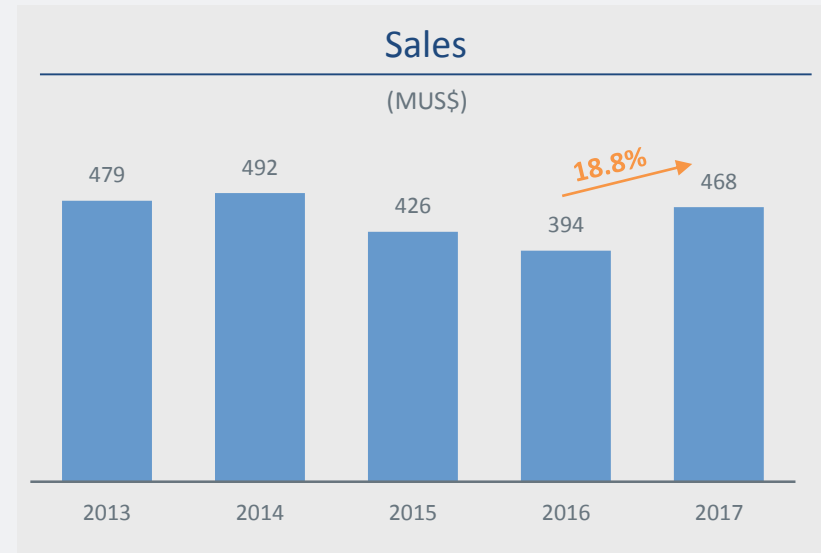
(YTD December 2017)



¹ EBITDA includes proportional values of affiliates.



- In 2017, SM SAAM's consolidated sales reached **MUS\$468**, up by 18.8%, mainly due to higher sales of port terminals, boosted by the addition of Puerto Caldera in Costa Rica and positive performance of the port of Guayaquil, in Ecuador, partially offset by lower sales of logistics and tug boats.
- Net income reached **MUS\$60** in 2017, 10.8% higher than 2016, mainly due to a non recurring after tax gain of MUS\$30.5 derived from the sale of its stake in Tramarsa (Peru), in addition to positive performance of the port terminals division, compensated by lower results of logistics and tug boats.



Note: SM SAAM reports in US\$